KAPTAN®
KABLO



www.kaptankablo.com.tr

KAPTAN®
KABLO

HAKKIMIZDA

KAPTAN KABLO 2013 yılında kurulmuştur. Ürün kalitesinden ödün vermeyen, rekabetçi fiyat politikası ve koşulsuz müşteri memnuniyeti esasıyla hizmet vermektedir.

KAPTAN KABLO İstanbul Silivri'de 2000 m² kapalı alana sahip modern tesisinde, konusunda uzman ve dinamik ekibiyle enerji kabloları üretimi yapmaktadır.

Ürün gruplarımız:

- H05V-U, H07V-U , H07V-R
- H05V-K , H07V-K
- H03VV-F, H05VV-F
- NYM, NYIFY
- 619Y, 624Y
- H07Z1-U , H07Z1-R
- H07Z1-K
- H03Z1Z1-F , H05Z1Z1-F
- NHXMH
- N2XH
- YVV , YXV
- YVZ2V , YXZ2V
- YVZ3V , YXZ3V
- YVZ4V , YXZ4V

KAPTAN Kablo ,

Kablo sektöründe , kalite ve çevrenin öneminin bilinciyle sistem altyapısını oluşturmuş ve kısa sürede ISO 9001:2008 Kalite Yönetim Sistemi ve ISO 14001:2004 Çevre Yönetim Sistemi sertifikalarını almaya hak kazanmıştır. Aynı zamanda OHSAS 18001:2007 İş Sağlığı ve Güvenliği Yönetim Sistemi ve koşulsuz müşteri memnuniyeti ilkesine istinaden ISO 10002:2004 Müşteri Memnuniyeti Yönetim Sistemi sertifikalarına da sahiptir.

Kalitesinden ödün vermeyen KAPTAN Kablo, ürün izlenebilirliği ve güvenliği için modern bir kontrol sistemine ve ürün standartlarının gereği tüm testlerin yapılabildiği cihazlarla donatılmış Laboratuara sahiptir.

ABOUT US

KAPTAN KABLO established in 2013 located in Silivri with his 2.000 m² closed area with his up-to-date production plant.

KAPTAN KABLO with his experienced producers and dynamic service personal producing Electrical Energy Cables and has targetted with high quality products, competitive prices and customer satisfaction.

Here you can find our product range as:

- H05V-U , H07V-U , H07V-R
- H05V-K , H07V-K
- H03VV-F , H05VV-F
- NYM , NYIFY
- 619Y , 624Y
- H07Z1-U , H07Z1-R
- H07Z1-K
- H03Z1Z1-F , H05Z1Z1-F
- NHXMH
- N2XH
- NYY
- NYRY , N2XRY
- NYBY , N2XBY

KAPTAN KABLO thinking the importance of the environment together with quality so he established his company system entegrated with ISO 9001:2008 Quality Management System Certificate and ISO 14001:2004 Environmental Management System Certificate. Together with those Management Certificates with his top priority fort his personal has OHSAS 18001:2007 Occupational Health and Safety Management System Certificate and his outmost care regarding the customer satisfaction and ISO 10002:2004 Customer Satisfaction Management System Certificate.

KAPTAN KABLO has his production power with product tracking capability in all produciton steps with his highest technology dominated Laboraty by testing all products regularly.

VİZYONUMUZ

Faaliyet gösterdiği her alanda dünyanın önde gelen firmaları arasında olan, teknolojik yeniliklerle sürekli gelişen, müşterilerinin beklentilerini karşılayan kalitede ürünler üreten, müşteri ve çalışanlarına değer katarak onların memnuniyetini sağlayan, topluma ve ülkesine faydalı, global bir şirket olmak.

To be one of the reputable and most well-known company globally within all field of activity, to improve constantly by evolving technological innovations, to produce all kind and quality for any of his customer requirements, to enrich not only customer requirements, but also his personal with highest satisfaction, to be valuable and beneficial to the community and country.

MİSYONUMUZ

Müşterilerimize sunduğumuz tüm ürünleri kaliteli üretmek, uygun fiyatla sunmak ve en hızlı şekilde ulaştırmak; Karlılıkla gelişmeyi ve büyümeyi sürekli kılarak bizimle çalışan herkesin yaşamına değer katmak.

To produce all our products with highest quality, with most competitive prices and minimum delivery time; increasing profitibility and keep growing regularly so to add values to their lives of everyone who works with us

İÇİNDEKİLER

Tesisat Kabloları / Building Wires

H05V-U & H07V-U 1
H07V-R 2
H05V-K & H07V-K 3
05V-K & H03VH-H & H05VH-H 4
H03VVH2-F & H05VVH2-F 5
H03VV-F 6
H05VV-F 7
NVV & NYM 8
NYIFY & KAPOTEN 9
624Y 10
619Y 11

PVC Yalıtkanlı Alçak Gerilim Kabloları / PVC Insulation Low Voltage Cables

YVV & NYY 12-14
YVV KONTROL & NYY CONTROL 15
YVZ2V & NYGRY 16
YVZ3V & NYFGBY 17
YVZ4V & NYBY 18

XLPE Yalıtkanlı Alçak Gerilim Kabloları / XLPE Insulation Low Voltage Cables

YXV & N2XY 19-21
YXV KONTROL & N2XY CONTROL 22
YXZ2V & N2XGRY 23
YXZ3V & N2XFGBY 24
YXZ4V & N2XBY 25

HFFR Yalıtımlı Alçak Gerilim Kabloları / HFFR Insulation Low Voltage Cables

H0Z1-U & H07Z1-R 26
H07Z1-K 27
H03Z1Z1-F 28
H05Z1Z1-F 29
NHXMH 30
N2XH 31-33

Teknik Bilgiler / Technical Data

Enerji Damar Renkleri / Colour of Cores Power Cables 34
İletkenlik Ölçüleri / Conductor Dimension 35
Gerilim Düşümü / Voltage Drop 36
Sevk Makaraları Kapasiteleri / Capacity of Cable Drums 37
Sevk Makaraları / Cable Drums 38

Building Wires

PVC Insulated Wires

H05V-U - H07V-U

Code
H05V-U, H07V-U , CU/PVC ,

Standards
TS EN 50525-2-31
VDE 0281, IEC 60227 , BS 6004

Technical Data
Max Operating Temperature: 70°C
Short Rated Temperature: 160°C (max. 5 sec.)
Rated Voltage :300/500 V , 450/750V

Application
In dry rooms, switch and distribution boards, for laying in conduit on under plaster and on insulating support above plaster.

Construction
1. Solid Copper Conductor.
2. PVC Insulation

Nomimal cross section	Insulation Thickness	Overall diameter approx.	Net weight approx.	Standard delivery length	Conductor DC resistance at 20°c max.	Current carrying capacity 30°C	
						Conduit	Air
mm²	mm	mm	kg/km	m	Ohm/km	A	A
H05V-U							300/500 V
0,50	0,6	2,0	8,5	100	36,00	-	9
0,75	0,6	2,1	11,0	100	24,50	-	15
1,00	0,6	2,3	13,5	100	18,10	11	18
H07V-U							450/750 V
1,5	0,7	2,7	20,0	100	12,10	15	24
2,5	0,8	3,3	31,0	100	7,41	20	33
4,0	0,8	3,8	45,5	100	4,61	26	44
6,0	0,8	4,3	64,5	100	3,08	35	55
10,0	1,0	5,4	106,0	100	1,83	46	75

Building Wires

PVC Insulated Wires

H07V-R

Code
H07V-R , CU/PVC , NYA

Standards
TS EN 50525-2-31
VDE 0281, IEC 60227 , BS 6004 , HD 21.3.S3

Technical Data
Max Operating Temperature: 70°C
Short Circuit Temperature: 160°C (max. 5 sec.)
Rated Voltage : 450/750V

Application
In dry rooms, switch and distribution boards, for laying in conduit on under plaster and on insulating support above plaster.

Construction
1.Stranded Copper Conductor.
2.PVC Insulation

Nomimal cross section	Insulation Thickness	Overall diameter approx.	Net weight approx.	Standard delivery length	Conductor DC resistance at 20°c max.	Current carrying capacity 30°C	
						Conduit	Air
mm²	mm	mm	kg/km	m	Ohm/km	A	A
1,5	0,7	2,7	20,0	100	12,10	15	24
2,5	0,8	3,3	31,0	100	7,41	20	33
4,0	0,8	3,8	45,5	100	4,61	25	44
6,0	0,8	4,3	64,5	100	3,08	33	55
10	1,0	6,0	113,0	100	1,83	45	75
16	1,0	7,0	170,0	100	1,15	61	100
25	1,2	8,2	255,0	100	0,727	83	130
35	1,2	9,3	345,0	100	0,524	103	160
50	1,4	11,1	475,0	1.000	0,387	120	200
70	1,4	12,5	675,0	1.000	0,268	152	246
95	1,6	14,9	925,0	1.000	0,193	184	294
120	1,6	16,3	1150,0	1.000	0,153	212	345
150	1,8	18,3	1400,0	1.000	0,124	-	400
185	2,0	20,4	1780,0	1.000	0,0991	-	450
240	2,2	23,2	2,310,0	1.000	0,0754	-	540

Building Wires

PVC Insulated Wires

H05V-K - H07V-K

Code
H05V-K, H07V-K , CU/PVC , NYAF

Standards
TS EN 50525-2-31
VDE 0281, IEC 60227 , BS 6004 , HD 21.3.S3

Technical Data
Max Operating Temperature: 70°C
Short Circuit Temperature: 160°C (max. 5 sec.)
Rated Voltage :300/500 V , 450/750V

Application
For protected installation and lighting fitting. Also for in conduit on and under plaster.

Construction
1.Flexible Copper Conductor.
2.PVC Insulation

Nomimal cross section	Insulation Thickness	Overall diameter approx.	Net weight approx.	Standard delivery length	Conductor DC resistance at 20°c max.	Current carrying capacity 30°C	
						Conduit	Air
mm²	mm	mm	kg/km	m	Ohm/km	A	A
H05V-K							**300/500 V**
0,50	0,6	2,1	8,7	100	39,0	-	12
0,75	0,6	2,2	11,5	100	26,0	-	15
1,00	0,6	2,4	14,0	100	19,5	11	18
H07V-K							**450/750 V**
1,5	0,7	2,9	20,0	100	13,30	15	24
2,5	0,8	3,5	31,0	100	7,98	20	32
4,0	0,8	4,0	46,0	100	4,95	25	42
6,0	0,8	4,6	64,5	100	3,30	33	54
10,0	1,0	5,9	110,0	100	1,91	45	73
16,0	1,0	7,0	168,0	100	1,21	61	92
25,0	1,2	8,7	260,0	100	0,78	83	129
35,0	1,2	9,8	352,0	100	0,554	103	158
50,0	1,4	12,0	502,0	1.000	0,286	120	198
70,0	1,4	14,2	735,0	1.000	0,272	152	245
95,0	1,6	16,2	940,0	1.000	0,206	184	292
120,0	1,6	18,3	1,190,0	1.000	0,161	212	345
150,0	1,8	19,2	1,461,0	1.000	0,129	-	391
185,0	2,0	21,8	1,787,0	1.000	0,106	-	448
240,0	2,2	25,9	2,382,0	1.000	0,0801	-	528

Building Wires

PVC Insulated Wires

05V-K, H03VH-H, H05VH-H

Code
05V-K, H03VH-H, H05VH-H

Standards
TSEN 50525-2-11
VDE 0281, IEC 60227 , BS 6500

Technical Data
Max Operating Temperature: 70°C
Short Circuit Temperature: 160°C (max. 5 sec.)
Rated Voltage :300/500 V , 450/750V

Application
Used in dry places where mechanical stresses do not exist, at the connections of mobile equipment.

Construction
1.Flexible Copper Conductor.
2.PVC Insulation

Nomimal cross section	Insulation Thickness	Overall diameter approx.	Net weight approx.	Standard delivery length	Conductor DC resistance at 20°c max.	Current carrying capacity 30°C
mm²	mm	mm	kg/km	m	Ohm/km	A
H03VH-H						300/300 V
2x0,50	0,5	2,20X4,90	19	100	39	3
2x0,75	0,5	2,45X5,30	24	100	26	6
2x1,00	0,6	2,50X5,50	30	100	19,5	12
H05VH-H						300/500 V
2x1,50	0,6	3,00X6,50	43	100	13,3	20
2x2,50	0,6	3,60X7,70	66	100	7,92	27
05V-K						300/300 V
2x075	0,6	23	26	100	26	6

Building Wires

PVC Insulated Cables

H03VVH2-F - H05VVH2-F

Code
H03VVH2-F , H05VVH2-F

Standards
TS EN 50525-2-1
VDE 0281, IEC 60227 , BS 6500

Technical Data
Max Operating Temperature: 70°C
Short Circuit Temperature: 160°C (max. 5 sec.)
Rated Voltage :300/500 V , 450/750V

Application
Used in dry and humid places and as a connecting cables in low mechanical stresses. And generaly for house hold appliances.

Construction
1. Flexible Copper Conductor.
2. PVC Insulation
3. PVC Outer Sheet

Nomimal cross section	Insulation Thickness	Thickness of Sheath	Overall diameter approx.	Net weight approx.	Standard delivery length	Conductor DC resistance at 20°c max.	Current carrying capacity 30°C
mm²	mm	mm	mm	kg/km	m	Ohm/km	A
H03VVH2-F							300/300 V
2x0,50	0,5	0,6	3,1X5,0	31	100	39	3
2x0,75	0,5	0,6	3,3X5,4	38	100	26	6
2x1,00	0,6	0,8	4,1X6,6	61	100	19,5	16
H05VVH2-F							300/500 V
2x1,50	0,7	0,8	4,6X7,6	85	100	13,3	20
2x2,50	0,8	1,0	5,7X9,4	128	100	7,98	27

Building Cables

PVC Insulated Cables

H03VV-F



Code

H03VV-F, CU/PVC/PVC , NYLHY

Standards

TS EN 50521-2-11
VDE 0281, IEC 60227 , BS 6500

Technical Data

Max Operating Temperature: 70°C
Short Circuit Temperature: 160°C (max. 5 sec.)
Rated Voltage :300/300 V ,

Application

For house hold appliances (refrigarator, protected installation and lighting fitting. Also for in conduit on and under plaster.

Construction

1.Flexible Copper Conductor.
2.PVC Insulation
3.PVC Outer Sheet

Nomimal cross section	Insulation Thickness	Thickness of Sheath	Overall diameter approx.	Net weight approx.	Standard delivery length	Conductor DC resistance at 20°c max.	Current carrying capacity 30°C
mm²	mm	mm	mm	kg/km	m	Ohm/km	A
2x0,50	0,5	0,6	5,0	37	100	39	3
2x0,75	0,5	0,6	5,4	54	100	26	6
3G0,50	0,5	0,6	5,3	44	100	39	3
3G0,75	0,5	0,6	5,7	60	100	26	6
4G0,50	0,5	0,6	5,8	54	100	39	3
4G0,75	0,5	0,6	6,8	68	100	26	6
5G0,50	0,5	0,6	6,3	67	100	39	3
5G0,75	0,5	0,6	7,0	75	100	26	6

Building Cables

PVC Insulated Cables

H05VV-F



Code
H05VV-F, CU/PVC/PVC , NYMHY

Standards
TS EN 50525-2-11
VDE 0281, IEC 60227 , BS 6500

Technical Data
Max Operating Temperature: 70°C
Short Circuit Temperature: 160°C (max. 5 sec.)
Rated Voltage :300/300 V ,

Application
For house hold appliances (refrigerator, protected installation and lighting fitting. Also for in conduit on and under plaster.

Construction
1.Flexible Copper Conductor.
2.PVC Insulation
3.PVC Outer Sheet

Nomimal cross section	Insulation Thickness	Thickness of Sheath	Overall diameter approx.	Net weight approx.	Standard delivery length	Conductor DC resistance at 20°c max.	Current carrying capacity 30°C
mm²	mm	mm	mm	kg/km	m	Ohm/km	A
2x0,75	0,6	0,8	6,2	56,5	100	26,00	6
2x1,00	0,6	0,8	6,5	64,4	100	19,50	10
2x1,50	0,7	0,8	7,4	86,0	100	13,30	16
2x2,50	0,8	1,0	9,1	132,0	100	7,98	25
2x4,00	0,8	1,1	10,3	181,0	100	4,95	32
3G0,75	0,6	0,8	6,6	67,0	100	26,00	6
3G1,00	0,6	0,8	6,9	77,0	100	19,50	10
3G1,50	0,7	0,9	8,1	108,0	100	13,30	16
3G2,50	0,8	1,1	9,9	166,0	100	7,98	25
3G4,00	0,8	1,2	11,2	230,0	100	4,95	32
4G0,75	0,6	0,8	7,2	82,0	100	26,00	6
4G1,00	0,6	0,8	7,7	99,0	100	19,50	10
4G1,50	0,7	0,8	9,1	138,0	100	13,30	16
4G2,50	0,8	1,1	10,8	206,0	100	7,98	25
4G4,00	0,8	1,2	12,2	286,0	100	4,95	32
5G0,75	0,6	0,8	8,0	106,0	100	26,00	6
5G1,00	0,6	0,9	8,4	122,0	100	19,50	10
5G1,50	0,7	1,0	10,1	176,0	100	13,30	16
5G2,50	0,8	1,1	12,0	263,0	100	7,98	25
5G4,00	0,8	1,3	14,8	375,0	100	4,95	32

Building Cables

PVC Insulated Cables

NVV

Code
NVV, CU/PVC/PVC , NYM

Standards
TS 9759, VDE 0250, IEC 60227 , BS 6004 , HD 21.4.S2

Technical Data
Max Operating Temperature: 70°C
Short Circuit Temperature: 160°C (max. 5 sec.)
Rated Voltage :300/500 V

Application
Fixed wiring in dry and damp premises, in conduit, or under plaster and on insulators over plaster, switching and distribution panels.

Construction
1.Solid or Stranded Copper Conductor.
2.PVC Insulation
3.PVC Filler
4.PVC Outer Sheet

Nomimal cross section	Insulation Thickness	Thickness of Sheath	Overall diameter approx.	Net weight approx.	Standard delivery length	Conductor DC resistance at 20°c max.	Current carrying capacity 30°C
mm²	mm	mm	mm	kg/km	m	Ohm/km	A
2x1,5	0,7	1,2	8,7	115	100	12,10	18
2x2,5	0,8	1,2	9,9	156	100	7,41	26
2x4,0	0,8	1,2	10,8	200	100	4,61	34
2x6,0	0,8	1,2	11,8	256	100	3,08	44
2x10*	1,0	1,4	16,0	456	1.000	1,83	61
2x16*	1,0	1,4	17,9	619	1.000	1,15	82
3x1,5	0,7	1,2	9,1	134	100	12,10	18
3x2,5	0,8	1,2	10,4	186	100	7,41	26
3x4,0	0,8	1,2	11,4	244	100	4,61	34
3x6,0	0,8	1,2	12,8	329	100	3,08	44
3x10*	1,0	1,4	16,9	563	1.000	1,83	61
3x16*	1,0	1,4	19,4	798	1.000	1,15	82
4x1,5	0,7	1,2	9,8	161	100	12,10	18
4x2,5	0,8	1,2	11,3	227	100	7,41	26
4x4,0	0,8	1,2	12,7	313	100	4,61	34
4x6,0	0,8	1,2	14,7	423	100	3,08	44
4x10*	1,0	1,4	18,5	700	1,000	1,83	61
4x16*	1,0	1,4	21,2	999	1,000	1,15	82

* Class 2 Copper Conductor

Building Cables

PVC Insulated Cables

NYIFY



Code
NYIFY, KAPOTEN, CU/PVC/PVC

Standards
VDE 0250, BS 6004

Technical Data
Max Operating Temperature: 70°C
Short Circuit Temperature: 160°C (max. 5 sec.)
Rated Voltage :300/500 V

Application
Used in dry and humid places , where there is no mechanical stresses and in all kinds of building above and under plaster. Not layable underground.

Construction
1.Solid or Stranded Copper Conductor.
2.PVC Insulation
3.PVC Outer Sheet

Nomimal cross section	Insulation Thickness	Thickness of Sheath	Overall diameter approx.	Net weight approx.	Standard delivery length	Conductor DC resistance at 20°c max.	Current carrying capacity 30°C
mm²	mm	mm	mm	kg/km	m	Ohm/km	A
2x1,0	0,4	0,8	3,50x10,00	54	100	18,10	10
2x1,5	0,4	0,8	3,70x12,50	72	100	12,10	18
2x2,5	0,5	0,8	4,50x12,50	102	100	7,41	26
2x4,0	0,6	0,9	4,80x14,60	127	100	4,61	34
3x1,0	0,4	0,8	3,50x17,50	67	100	18,10	10
3x1,5	0,4	0,8	3,70x18,20	98	100	12,10	18
3x2,5	0,5	0,9	4,50x20,60	138	100	7,41	26
3x4,0	0,6	0,9	4,80x21,40	185	100	4,61	34

Building Cables

PVC Insulated Cables

624-Y



Code
624-Y

Standards
BS 6004

Technical Data
Max Operating Temperature: 70°C
Short Circuit Temperature: 160°C (max. 5 sec.)
Rated Voltage :300/500 V

Application
Used in dry and humid places, where there is no mechanical stresses and in all kinds of building above and under plaster not layable undergound.

Construction
1.Solid or Stranded Copper Conductor.
2.PVC Insulation
3.PVC Outer Sheet

Nomimal cross section	Insulation Thickness	Thickness of Sheath	Overall diameter approx.	Net weight approx.	Standard delivery length	Conductor DC resistance at 20°c max.	Current carrying capacity Air
mm²	mm	mm	mm	kg/km	m	Ohm/km	A
6241Y							
1x1,0 + 1,0	0,6	0,9	5,2 x 6,4	45	100	18,1/18,1	19
1x1,5 + 1,0	0,7	0,9	5,8 x 7,0	49	100	12,1/18,1	24
6242Y							
2x1,0 + 1,0	0,6	0,9	4,7 x 8,6	68	100	18,1 / 18,1	19
2x1,5 + 1,0	0,7	0,9	5,4 x 9,6	83	100	12,1 / 18,1	24
2x2,5 + 1,5	0,8	1,0	6,2 x 11,5	121	100	7,41 / 12,1	32
2x4,0 + 1,5	0,8	1,0	7,2 x 13,0	170	100	4,61 / 12,1	42
2x6,0 + 2,5	0,8	1,1	8,0 x 15,0	235	1.000	3,08 / 7,41	54
2x10 + 4,0	1,0	1,2	9,6 x 19,0	370	1.000	1,83 / 4,61	73
2x16 + 6,0	1,0	1,3	11,0 x 22,5	530	1.000	1,15 / 3,08	98
6243Y							
3x1,0 + 1,0	0,6	0,9	4,7 x 11,0	90	100	18,1/18,1	19
3x1,5 + 1,0	0,7	0,9	5,4 x 12,5	112	100	12,1/18,1	24

Building Cables

PVC Insulated Cables

619-Y



Code
619-Y

Standards
BS 6004

Technical Data
Max Operating Temperature: 70°C
Short Circuit Temperature: 160°C (max. 5 sec.)
Rated Voltage :300/500 V

Application
Used in dry and humid places, where there is no mechanical stresses and in all kinds of building above and under plaster not layable undergound.

Construction
1.Solid or Stranded Copper Conductor.
2.PVC Insulation
3.PVC Outer Sheet

Nomimal cross section	Insulation Thickness	Thickness of Sheath	Overall diameter approx.	Net weight approx.	Standard delivery length	Conductor DC resistance at 20°c max.	Current carrying capacity Air
mm²	mm	mm	mm	kg/km	m	Ohm/km	A
6192Y							
2x1,0	0,6	0,9	4,4 x 6,8	53	100	18,10	20
2x1,5	0,7	0,9	4,9 x 7,7	70	100	12,10	25
2x2,5	0,8	1,0	5,7 x 9,1	104	100	7,41	30
2x4,0*	0,8	1,0	6,4 x 10,6	150	100	4,61	43
2x6,0*	0,8	1,1	7,2 x 11,8	203	1.000	3,08	55
2x10,0*	1,0	1,2	8,7 x 14,5	320	1.000	1,83	74
2x16,0*	1,0	1,3	10,0 x 17,0	470	1.000	1,15	99
6193Y							
3x1,0	0,6	0,9	4,4 x 9,1	79	100	18,10	20
3x1,5	0,7	0,9	4,9 x 10,7	102	100	12,10	25
3x2,5	0,8	1,0	5,7 x 12,5	150	100	7,41	30
3x4,0*	0,8	1,1	6,4 x 15,0	225	100	4,61	43
3x6,0*	0,8	1,1	7,2 x 16,5	300	1.000	3,08	55
3x10,0*	1,0	1,2	8,7 x 20,8	480	1.000	1,83	74
3x16,0*	1,0	1,3	10,0 x 24,3	695	1.000	1,15	99

* Class 2 Copper Conductor

Low Voltage Cables

PVC Insuleted Cables

YVV



Code
YVV , CU/PVC / PVC, NYY

Standards
TS IEC 60502 , VDE 0271

Technical Data
Max Operating Temperature: 70°C
Short Circuit Temperature: 160°C (max. 5 sec.)
Rated Voltage : 0,6/1 kV
Min. Bending Radius: 12 x D

Application
Used as control cable, indoors and outdoors, in cable ducts underground, in power or or switching stations, local energy distributions, industrial plants where there is no risk of mechanical damages

Construction
1.Solid or Stranded Copper Conductor.
2.PVC Insulation
3.Filler
4.PVC Outer Sheath

Nomimal cross section	Overall diameter approx.	Net weight approx.	Standard delivery length	Conductor DC resistance at 20°c max.	Current carrying capacity 30°C	
					Conduit	Air
mm²	mm	kg/km	m	Ohm/km	A	A
1x4	7,00	91	1,000	4,61	45	37
1x6	7,90	115	1,000	3,08	57	48
1x10	8,80	160	1,000	1,83	78	66
1x16	9,75	220	1,000	1,15	103	89
1x25	11,00	320	1,000	0,727	137	118
1x35	12,30	420	1,000	0,524	169	148
1x50	14,10	560	1,000	0,387	206	176
1x70	15,70	780	1,000	0,268	261	224
1x95	18,30	1,060	1,000	0,193	321	271
1x120	20,00	1,310	1,000	0,153	374	314
1x150	22,00	1,570	1,000	0,124	482	361
1x185	24,20	1,980	1,000	0,0991	494	412
1x240	27,20	2,550	1,000	0,0754	590	484

Low Voltage Cables

PVC Insuleted Cables

YVV

Code
YVV, CU/PVC / PVC, NYY

Standards
TS IEC 60502 , VDE 0276

Technical Data
Max Operating Temperature: 70°C
Short Circuit Temperature: 160°C (max. 5 sec.)
Rated Voltage :0,6/1 kV
Min. Bending Radius: 12 x D
D: Cable Outer Diameter

Application
Indoors and outdoors, in cable ducts, undergrounds in power or switching stations, local energy distributions, industrial plants where there is no
risk of mechanical damages

Construction
1.Solid or Stranded Copper Conductor.
2.PVC Insulation
3.Filler
4.PVC Outer Sheath

Nomimal cross section	Overall diameter approx.	Net weight approx.	Standard delivery length	Conductor DC resistance at 20°c max.	Current carrying capacity 30 °C	
					ground	Air
mm²	mm	kg/km	m	Ohm/km	A°°°	A°°°
2x1,5	11,60	180	1,000	12,10	32	20
2x2,5	12,40	220	1,000	7,41	42	27
2x4,0	14,20	300	1,000	4,61	54	37
2x6,0	15,40	370	1,000	3,08	68	48
2x10	17,20	490	1,000	1,83	90	66
2x16	19,10	663	1,000	1,15	116	89
2x25	22,00	950	1,000	0,727	150	118
2x35	24,50	1,220	1,000	0,524	181	145
2x50	27,80	1,610	1,000	0,387	215	176
3x1,5	12,10	210	1,000	12,10	26	18
3x2,5	13,00	250	1,000	7,41	34	25
3x4,0	15,00	350	1,000	4,61	44	34
3x6,0	16,20	440	1,000	3,08	56	43
3x10	18,10	600	1,000	1,83	75	60
3x16	20,60	840	1,000	1,15	98	80
3x25	23,30	1,190	1,000	0,727	128	106

Low Voltage Cables

Nomimal cross section	Overall diameter approx.	Net weight approx.	Standard delivery length	Conductor DC resistance at 20°c max.	Current carrying capacity 30 °C	
					ground	Air
mm²	mm	kg/km	m	Ohm/km	A°o°	A°o°
3x16+10	21,90	960	1.000	1,15 / 1,83	98	80
3x25+16	24,70	1,370	1.000	0,727 / 1,15	128	106
3x35+16	27,00	1,710	1.000	0,524 / 1,15	157	131
3x50+25	31,40	2,360	500	0,387 / 0,727	185	159
3x70+35	35,00	3,190	500	0,268 / 0,524	228	202
3x95+50	40,70	4,320	500	0,193 / 0,387	274	244
3x120+70	44,80	5,440	500	0,153 / 0,268	313	285
3x150+70	48,60	6,370	500	0,124 / 0,268	353	324
3x185+95	54,80	8,150	500	0,0991 / 0,193	399	371
3x240+120	61,20	10,390	500	0,0754 / 0,153	464	436
4x1,5	12,90	240	1.000	12,10	26	18
4x2,5	13,90	300	1.000	7,41	34	25
4x4	16,00	420	1.000	4,61	44	34
4x6	17,50	530	1.000	3,08	56	43
4x10	19,70	740	500	1,83	75	60
4x16	22,40	1,040	500	1,15	98	80
4x25	25,40	1,490	500	0,727	128	106
4x35	28,20	1,960	500	0,524	157	131
4x50	33,10	2,668	500	0,387	185	159

KAPTAN KABLO

RoHS CE ISO 9001

Low Voltage Cables

PVC Insuleted Cables

YVV - CONTROL

Code
YVV, CU/PVC / PVC, NYY

Standards
TS IEC 60502 , VDE 0271

Technical Data
Max Operating Temperature: 70°C
Short Circuit Temperature: 160°C (max. 5 sec.)
Rated Voltage : 0,6/1 kV
Min. Bending Radius: 12 x D
D: Cable Outer Diameter

Application
Used as control cables, indoors and outdoors, in cable ducts underground, in power or or switching stations, local energy distributions, industrial plants where there is no risk of mechanical damages

Construction
1.Solid or Stranded Copper Conductor.
2.PVC Insulation
3.Filler
4.PVC Outer Sheath

Nomimal cross section	Overall diameter approx.	Net weight approx.	Standard delivery length	Conductor DC resistance at 20°c max.	Current carrying capacity 30°C	
					Conduit	Air
mm²	mm	kg/km	m	Ohm/km	A	A
5x1,5	14,10	300	1.000	12,10	26,0	18,7
7x1,5	15,00	350	1.000	12,10	16,0	12,0
10x1,5	18,20	510	1.000	12,10	13,0	10,0
12x1,5	18,70	550	1.000	12,10	12,3	9,8
14x1,5	19,60	610	1.000	12,10	12,0	9,5
19x1,5	21,40	760	1.000	12,10	10,5	8,5
21x1,5	22,20	810	1.000	12,10	9,3	7,9
24x1,5	23,20	920	1.000	12,10	9,2	7,4
30x1,5	25,30	1,060	1.000	12,10	8,5	6,8
40x1,5	27,50	1,410	1.000	12,10	7,8	6,5
5x2,5	15,30	380	1.000	7,41	34,0	25,0
7x2,5	16,40	450	1.000	7,41	20,0	17,0
10x2,5	20,00	660	1.000	7,41	17,0	14,0
12x2,5	20,60	720	1.000	7,41	16,5	13,0
14x2,5	21,60	800	1.000	7,41	15,5	12,5
19x2,5	23,70	1,010	1.000	7,41	13,7	11,4
21x2,5	24,60	1,080	1.000	7,41	12,5	10,9
24x2,5	26,00	1,230	1.000	7,41	12,0	10,0
30x2,5	27,00	1,420	1.000	7,41	11,0	9,2
40x2,5	30,30	1,830	1.000	7,41	10,0	9,0

Low Voltage Cables

PVC Insuleted Cables

YVZ2V

Code
YVZ2V, CU/PVC /SWA/ PVC, NYRGbY

Standards
TS IEC 60502 , VDE 0271 , BS 6346

Technical Data
Max Operating Temperature: 70°C
Short Circuit Temperature: 160°C (max. 5 sec.)
Rated Voltage : 0,6/1 kV
Min. Bending Radius: 15 x D
D: Cable Outer Diameter

Application
Indoors and outdoors, in cable ducts underground, in power or or switching stations, local energy distributions, industrial plants where there is no risk of mechanical damages

Construction
1. Solid or Stranded Copper Conductor.
2. PVC Insulation
3. PVC inner Sheat
4. Galvanized round steel wires
5. Galvanized Steel Tape
6. PVC Outer Sheath

Nomimal cross section	Overall diameter approx.	Net weight approx.	Standard delivery length	Conductor DC resistance at 20°c max.	Current carrying capacity 30°C	
					Conduit	Air
mm²	mm	kg/km	m	Ohm/km	A	A
3 x 1,5	13,8	360	1.000	12,10	28	20
3 x 2,5	14,7	420	1.000	7,41	37	27
3 x 4,0	17,2	640	1.000	4,61	47	34
3 x 6,0	18,3	740	1.000	3,08	60	44
3 x 10	20,9	960	1.000	1,83	80	62
3 x 16	23,5	1,180	1.000	1,15	103	81
4 x 1,5	14,6	410	1.000	12,10	28	20
4 x 2,5	15,6	480	1.000	7,41	37	27
4 x 4,0	18,3	730	1.000	4,61	47	34
4 x 6,0	19,5	860	1.000	3,08	60	44
4 x 10	22,4	1,150	1.000	1,83	80	62

Low Voltage Cables

PVC Insuleted Cables

YVZ3V

Code
YVZ3V, CU/PVC/SWA/PVC , NYFGbY

Standards
TS IEC 60502 , VDE 0271

Technical Data
Max Operating Temperature: 70°C
Short Circuit Temperature: 160°C (max. 5 sec.)
Rated Voltage : 0,6/1 kV
Min. Bending Radius: 12 x D
D: Cable Outer Diameter

Application
Indoors and outdoors, in cable ducts underground, in power or or switching stations, local energy distributions, industrial plants where there is no risk of mechanical damages

Construction
1. Solid or Stranded Copper Conductor.
2. PVC Insulation
3. Filler
4. Galvanized flat steel wires
5. Galvanized Steel bending Tape
6. PVC Outer Sheath

Nomimal cross section	Overall diameter approx.	Net weight approx.	Standard delivery length	Conductor DC resistance at 20°c max.	Current carrying capacity 30°C	
					Conduit	Air
mm²	mm	kg/km	m	Ohm/km	A	A
3x25+16	27,1	1,910	1.000	0,727 / 1,150	135	110
3x35+16	29,5	2,320	1.000	0,524 / 0,727	162	135
3x50+25	33,8	3,060	1.000	0,387 / 0,727	193	160
3x70+35	37,5	4,000	1.000	0,268 / 0,524	235	205
3x95+50	43,3	5,280	1.000	0,193 / 0,387	280	250
3x120+70	47,4	6,500	500	0,153 / 0,268	320	290
3x150+70	50,9	7,500	500	0,124 / 0,268	360	330
3x185+95	57,4	9,440	500	0,0991 / 0,193	405	380
3x240+120	63,0	11,860	500	0,0754 / 0,153	465	445
4x16	24,6	1,510	1.000	1,150	105	80
4x25	27,8	2,050	1.000	0,727	135	110
4x35	31,0	2,250	1.000	0,524	162	135
4x50	35,7	3,400	1.000	0,387	193	160
4x70	39,0	4,450	1.000	0,268	235	205
4x95	46,2	5,980	500	0,193	280	250
4x120	49,9	7,200	500	0,153	320	290

Low Voltage Cables

PVC Insuleted Cables

YVZ4V

Code
YVZ4V, CU/PVC/STA/PVC , NYBY

Standards
TS IEC 60502 , VDE 0271

Technical Data
Max Operating Temperature: 70°C
Short Circuit Temperature: 160°C (max. 5 sec.)
Rated Voltage : 0,6/1 kV
Min. Bending Radius: 12 x D
D: Cable Outer Diameter

Application
Indoors and outdoors, in cable ducts underground, in power or or switching stations, local energy distributions, industrial plants where there is no risk of mechanical damages

Construction
1. Solid or Stranded Copper Conductor.
2. PVC Insulation
3. Filler
4. Galvanized Double Steel Tape armoured
5. PVC Outer Sheath

Nomimal cross section	Overall diameter approx.	Net weight approx.	Standard delivery length	Conductor DC resistance at 20°c max.	Current carrying capacity 30°C	
					Conduit	Air
mm²	mm	kg/km	m	Ohm/km	A	A
3x25+16	27,3	1,690	1.000	0,727 / 1,150	135	110
3x35+16	29,1	2,060	1.000	0,524 / 0,727	162	135
3x50+25	32,4	2,710	1.000	0,387 / 0,727	193	160
3x70+35	36,2	3,670	1.000	0,268 / 0,524	235	205
3x95+50	42,3	5,110	500	0,193 / 0,387	280	250
3x120+70	47,0	6,360	500	0,153 / 0,268	320	290
3x150+70	51,6	7,460	500	0,124 / 0,193	360	330
3x185+95	56,5	9,260	500	0,0991 / 0,193	405	380
3x240+120	63,4	11,860	500	0,0754 / 0,153	465	445
4x16	24,2	1,310	1.000	1,150	105	80
4x25	27,6	1,810	1.000	0,727	135	110
4x35	30,3	2,310	1.000	0,524	162	135
4x50	35,2	3,060	500	0,387	193	160
4x70	40,1	4,350	500	0,268	235	205
4x95	45,8	5,760	500	0,193	280	250
4x120	49,8	6,960	500	0,153	320	290
4x150	55,0	8,460	500	0,124	360	330
4x185	61,2	10,530	500	0,0991	405	380
4x240	68,8	13,460	500	0,0754	465	445

Low Voltage Cables

PVC Insuleted Cables

YXV



Code
YXV, CU/XLPE /PVC , N2XY

Standards
TS IEC 60502 , VDE 0271

Technical Data
Max Operating Temperature: 90°C
Short Circuit Temperature: 250°C (max. 5 sec.)
Rated Voltage : 0,6/1 kV
Min. Bending Radius: 12 x D

Application
Used as control cable, indoors and outdoors, in cable ducts underground, in power or or switching stations, local energy distributions, industrial plants where there is no risk of mechanical damages

Construction
1.Solid or Stranded Copper Conductor.
2.XLPE Insulation
3.Filler
4.PVC Outer Sheath

Nomimal cross section	Overall diameter approx.	Net weight approx.	Standard delivery length	Conductor DC resistance at 20°c max.	Current carrying capacity 30°C	
					Conduit	Air
mm²	mm	kg/km	m	Ohm/km	A	A
1x4	6,40,	78	1,000	4,61	45	37
1x6	6,90	100	1,000	3,08	57	48
1x10	8,20	140	1,000	1,83	78	66
1x16	9,20	200	1,000	1,15	103	89
1x25	10,40	290	1,000	0,727	137	118
1x35	11,60	380	1,000	0,524	169	148
1x50	13,10	510	1,000	0,387	206	176
1x70	14,70	720	1,000	0,268	261	224
1x95	16,90	970	1,000	0,193	321	271
1x120	18,80	1.220	1,000	0,153	374	314
1x150	20,60	1.470	1,000	0,124	482	361
1x185	23,00	1.850	1,000	0,0991	494	412
1x240	25,80	2.400	1,000	0,0754	590	484

Low Voltage Cables

PVC Insuleted Cables

YXV

Code
YXV , CU/XLPE/PVC/PVC , N2XY

Standards
TS IEC 60502 , VDE 0276

Technical Data
Max Operating Temperature: 90°C
Short Circuit Temperature: 250°C (max. 5 sec.)
Rated Voltage :0,6/1 kV
Min. Bending Radius: 12 x D
D: Cable Outer Diameter

Application
Indoors and outdoors, in cable ducts, undergrounds in power or switching stations, local energy distributions, industrial plants where there is no risk of mechanical damages

Construction
1. Solid or Stranded Copper Conductor.
2. XLPE Insulation
3. Filler
4. PVC Outer Sheath

Nomimal cross section	Overall diameter approx.	Net weight approx.	Standard delivery length	Conductor DC resistance at 20°c max.	Current carrying capacity 30 °C	
					ground	Air
mm²	mm	kg/km	m	Ohm/km	A°°°	A°°°
2x1,5	10,70	170	1,000	12,10	32	20
2x2,5	11,50	205	1,000	7,41	42	27
2x4,0	12,40	260	1,000	4,61	54	37
2x6,0	13,80	320	1,000	3,08	68	48
2x10	16,40	460	1,000	1,83	90	66
2x16	18,30	620	1,000	1,15	116	89
2x25	20,80	870	1,000	0,727	150	118
2x35	23,10	1.130	1,000	0,524	181	145
2x50	25,00	1.480	1,000	0,387	215	176
3x1,5	11,20	190	1,000	12,10	26	18
3x2,5	12,00	230	1,000	7,41	34	25
3x4,0	13,00	300	1,000	4,61	44	34
3x6,0	14,10	380	1,000	3,08	56	43
3x10	17,20	560	1,000	1,83	75	60
3x16	19,30	770	1,000	1,15	98	80
3x25	22,00	1.110	1,000	0,727	128	106

Low Voltage Cables

Nomimal cross section	Overall diameter approx.	Net weight approx.	Standard delivery length	Conductor DC resistance at 20°c max.	Current carrying capacity 30 °C	
					ground	Air
mm²	mm	kg/km	m	Ohm/km	A°o°	A°o°
3x16+10	20,40	890	1.000	1,15 / 1,83	98	80
3x25+16	23,20	1.290	1.000	0,727 / 1,15	128	106
3x35+16	25,40	1.580	1.000	0,524 / 1,15	157	131
3x50+25	29,00	2.140	500	0,387 / 0,727	185	159
3x70+35	33,30	3.000	500	0,268 / 0,524	228	202
3x95+50	38,20	4.030	500	0,193 / 0,387	274	244
3x120+70	42,80	5.160	500	0,153 / 0,268	313	285
3x150+70	46,50	6.040	500	0,124 / 0,268	353	324
3x185+95	52,00	7.660	500	0,0991 / 0,193	399	371
3x240+120	59,00	9.890	500	0,0754 / 0,153	464	436
4x1,5	11,90	210	1.000	12,10	26	18
4x2,5	12,90	260	1.000	7,41	34	25
4x4	13,90	340	1.000	4,61	44	34
4x6	15,50	450	1.000	3,08	56	43
4x10	18,70	680	500	1,83	75	60
4x16	21,00	960	500	1,15	98	80
4x25	24,00	1.370	500	0,727	128	106
4x35	26,80	1.800	500	0,524	157	131
4x50	31,20	2.450	500	0,387	185	159

KAPTAN KABLO

RoHS CE ISO 9001

Low Voltage Cables

PVC Insuleted Cables

YXV - CONTROL

Code
YXV , CU/XLPE/PVC , N2XY

Standards
TS IEC 60502 , VDE 0271

Technical Data
Max Operating Temperature: 90°C
Short Circuit Temperature: 250°C (max. 5 sec.)
Rated Voltage : 0,6/1 kV
Min. Bending Radius: 12 x D
D: Cable Outer Diameter

Application
Used as control cables, indoors and outdoors, in cable ducts underground, in power or or switching stations, local energy distributions, industrial plants where there is no risk of mechanical damages

Construction
1.Solid or Stranded Copper Conductor.
2.XLPE Insulation
3.Filler
4.PVC Outer Sheath

Nomimal cross section	Overall diameter approx.	Net weight approx.	Standard delivery length	Conductor DC resistance at 20°c max.	Current carrying capacity 30°C	
					Conduit	Air
mm²	mm	kg/km	m	Ohm/km	A	A
5x1,5	12,20	245	1.000	12,10	26,0	18,7
7x1,5	13,00	290	1.000	12,10	16,0	12,0
10x1,5	16,00	430	1.000	12,10	13,0	10,0
12x1,5	16,50	470	1.000	12,10	12,3	9,8
14x1,5	17,50	510	1.000	12,10	12,0	9,5
19x1,5	19,00	620	1.000	12,10	10,5	8,5
21x1,5	20,00	680	1.000	12,10	9,3	7,9
24x1,5	22,00	820	1.000	12,10	9,2	7,4
30x1,5	23,50	930	1.000	12,10	8,5	6,8
40x1,5	26,00	1.150	1.000	12,10	7,8	6,5
5x2,5	13,00	315	1.000	7,41	34,0	25,0
7x2,5	14,00	400	1.000	7,41	20,0	17,0
10x2,5	18,00	590	1.000	7,41	17,0	14,0
12x2,5	19,00	620	1.000	7,41	16,5	13,0
14x2,5	20,00	700	1.000	7,41	15,5	12,5
19x2,5	21,50	880	1.000	7,41	13,7	11,4
21x2,5	23,00	960	1.000	7,41	12,5	10,9
24x2,5	24,00	1.150	1.000	7,41	12,0	10,0
30x2,5	27,00	1.300	1.000	7,41	11,0	9,2
40x2,5	30,30	1.700	1.000	7,41	10,0	9,0

Low Voltage Cables

PVC Insuleted Cables

YXZ2V

Code
YXZ2V, CU/XLPE/PVC/SWA/PVC , N2XRGbY

Standards
TS IEC 60502 , VDE 0271 , BS 6346

Technical Data
Max Operating Temperature:90°C
Short Circuit Temperature: 250°C (max. 5 sec.)
Rated Voltage : 0,6/1 kV
Min. Bending Radius: 15 x D
D: Cable Outer Diameter

Application
Indoors and outdoors, in cable ducts underground, in power or or switching stations, local energy distributions, industrial plants where there is no risk of mechanical damages

Construction
1. Solid or Stranded Copper Conductor.
2. XLPE Insulation
3. PVC inner Sheat
4. Galvanized round steel wires
5. Galvanized Steel Tape
6. PVC Outer Sheath

Nomimal cross section	Overall diameter approx.	Net weight approx.	Standard delivery length	Conductor DC resistance at 20°c max.	Current carrying capacity 30°C	
					Conduit	Air
mm²	mm	kg/km	m	Ohm/km	A	A
3 x 1,5	11,9	290	1.000	12,10	28	20
3 x 2,5	13,5	380	1.000	7,41	37	27
3 x 4,0	14,6	450	1.000	4,61	47	34
3 x 6,0	15,9	570	1.000	3,08	60	44
3 x 10	18,7	850	1.000	1,83	80	62
3 x 16	23,5	1.100	1.000	1,15	103	81
4 x 1,5	12,7	330	1.000	12,10	28	20
4 x 2,5	14,4	420	1.000	7,41	37	27
4 x 4,0	15,6	530	1.000	4,61	47	34
4 x 6,0	18,0	750	1.000	3,08	60	44
4 x 10	20,2	990	1.000	1,83	80	62

Low Voltage Cables

PVC Insuleted Cables

YXZ3V

Code
YXZ3V, CU/XLPE/PVC/SWA/PVC , N2XFGbY

Standards
TS IEC 60502 , VDE 0271

Technical Data
Max Operating Temperature: 90°C
Short Circuit Temperature: 250°C (max. 5 sec.)
Rated Voltage : 0,6/1 kV
Min. Bending Radius: 12 x D
D: Cable Outer Diameter

Application
Indoors and outdoors, in cable ducts underground, in power or or switching stations, local energy distributions, industrial plants where there is no risk of mechanical damages

Construction
1. Solid or Stranded Copper Conductor.
2. XLPE Insulation
3. Filler
4. Galvanized flat steel wires
5. Galvanized Steel bending Tape
6. PVC Outer Sheath

Nomimal cross section	Overall diameter approx.	Net weight approx.	Standard delivery length	Conductor DC resistance at 20°c max.	Current carrying capacity 30°C	
					Conduit	Air
mm²	mm	kg/km	m	Ohm/km	A	A
3x25+16	25,40	1.740	1.000	0,727 / 1,150	135	110
3x35+16	27,70	2.120	1.000	0,524 / 0,727	162	135
3x50+25	31,80	2.810	1.000	0,387 / 0,727	193	160
3x70+35	35,70	3.740	1.000	0,268 / 0,524	235	205
3x95+50	40,60	4.860	500	0,193 / 0,387	280	250
3x120+70	45,20	6.110	500	0,153 / 0,268	320	290
3x150+70	48,80	7.040	500	0,124 / 0,268	360	330
3x185+95	54,80	8.880	500	0,0991 / 0,193	405	380
3x240+120	60,90	11.140	500	0,0754 / 0,153	465	445
4x16	23,20	1.370	1.000	1,150	105	80
4x25	26,20	1.870	1.000	0,727	135	110
4x35	29,40	2.390	1.000	0,524	162	135
4x50	33,40	3.110	1.000	0,387	193	160
4x70	37,80	4.180	500	0,268	235	205
4x95	43,40	5.520	500	0,193	280	250
4x120	47,60	6.750	500	0,153	320	290

Low Voltage Cables

PVC Insuleted Cables

YXZ4V

Code
YXZ4V, CU/XLPE/PVC/STA/PVC , N2XBY

Standards
TS IEC 60502 , VDE 0271

Technical Data
Max Operating Temperature: 90°C
Short Circuit Temperature: 250°C (max. 5 sec.)
Rated Voltage : 0,6/1 kV
Min. Bending Radius: 12 x D
D: Cable Outer Diameter

Application
Indoors and outdoors, in cable ducts underground, in power or or switching stations, local energy distributions, industrial plants where there is no risk of mechanical damages

Construction
1. Solid or Stranded Copper Conductor.
2. XLPE Insulation
3. Filler
4. Galvanized Double Steel Tape armoured
5. PVC Outer Sheath

Nomimal cross section	Overall diameter approx.	Net weight approx.	Standard delivery length	Conductor DC resistance at 20°c max.	Current carrying capacity 30°C	
					Conduit	Air
mm²	mm	kg/km	m	Ohm/km	A	A
3x25+16	21,0	1.600	1.000	0,727 / 1,150	135	110
3x35+16	22,9	1.750	1.000	0,524 / 0,727	162	135
3x50+25	25,5	2.420	1.000	0,387 / 0,727	193	160
3x70+35	29,1	3.350	1.000	0,268 / 0,524	235	205
3x95+50	34,3	4.750	500	0,193 / 0,387	280	250
3x120+70	36,7	5.750	500	0,153 / 0,268	320	290
3x150+70	40,5	6.950	500	0,124 / 0,193	360	330
3x185+95	45,6	8.620	500	0,0991 / 0,193	405	380
3x240+120	50,9	110.840	500	0,0754 / 0,153	465	445
4x16	22,5	1.200	1.000	1,150	105	80
4x25	25,6	1.720	1.000	0,727	135	110
4x35	28,3	2.200	1.000	0,524	162	135
4x50	31,3	2.780	500	0,387	193	160
4x70	37,5	4.050	500	0,268	235	205
4x95	43,2	5.450	500	0,193	280	250
4x120	46,2	6.400	500	0,153	320	290
4x150	51,1	7.950	500	0,124	360	330
4x185	57,6	9.850	500	0,0991	405	380
4x240	64,5	12.520	500	0,0754	465	445

Fire Resistant Cables

Halogen Wiews

H07Z1-U - H07Z1-R

Code
H07Z1-U H07Z1-R

Standards
TS EN 50525-3-31
VDE 0282 , BS 7211

Technical Data
Max Operating Temperature: 70°C
Short Circuit Temperature: 160°C (max. 5 sec.)
Rated Voltage :450/750V

Application
Used in energy network in refineries, mines hotels schools, tunnels high constructions, hospitals power plants data processing centers where there is a risk of fire.

Construction
1.Solid or Stranded Copper Conductor.
2.HFFR Insulation

Nomimal cross section	Insulation Thickness	Overall diameter approx.	Net weight approx.	Standard delivery length	Conductor DC resistance at 20°c max.	Current carrying capacity 30°C	
						Conduit	Air
mm²	mm	mm	kg/km	m	Ohm/km	A	A
H07Z1-U							450 / 750 V
1,5	0,7	2,7	20,0	100	12,10	15	24
2,5	0,8	3,3	31,0	100	7,41	20	32
4,0	0,8	3,8	45,5	100	4,61	25	42
6,0	0,8	4,3	64,5	100	3,08	33	54
H07Z1-R							450 / 750 V
1,5	0,7	2,7	20,0	100	12,10	15	24
2,5	0,8	3,3	31,0	100	7,41	20	32
4,0	0,8	3,8	45,5	100	4,61	25	42
6,0	0,8	4,3	64,5	100	3,08	33	54
10	1,0	6,0	113,0	100	1,83	45	73
16	1,0	7,0	170,0	100	1,15	61	98
25	1,2	8,2	255,0	100	0,727	83	129
35	1,2	9,3	345,0	100	0,524	103	158
50	1,4	11,0	475,0	1.000	0,387	120	198
70	1,4	12,5	675,0	1.000	0,268	152	245
95	1,6	14,9	925,0	1.000	0,193	184	292
120	1,6	16,3	1150,0	1.000	0,153	212	345

Fire Resistant Cables

Halogen Wiews

H07Z1-K

Code
H07Z1-K

Standards
TS EN 50525-3-31
VDE 0282 , BS 7211

Technical Data
Max Operating Temperature: 70°C
Short Circuit Temperature: 160°C (max. 5 sec.)
Rated Voltage : 450/750V

Application
Used in energy network in refineries, mines, hotels, schools, tunnels, high constructions, hospitals, power plants, data processin, centers where there is a risk of fire.

Construction
1.Flexible Copper Conductor.
2.HFFR Insulation

Nomimal cross section	Insulation Thickness	Overall diameter approx.	Net weight approx.	Standard delivery length	Conductor DC resistance at 20°c max.	Current carrying capacity 30°C	
						Conduit	Air
mm²	mm	mm	kg/km	m	Ohm/km	A	A
1,5	0,7	2,90	20	100	13,30	15	24
2,5	0,8	3,50	31	100	7,98	20	32
4,0	0,8	4,00	46	100	4,95	25	42
6,0	0,8	4,60	65	100	3,30	33	54
10,0	1,0	5,90	110	100	1,91	45	73
16,0	1,0	7,00	168	100	1,21	61	98
25,0	1,2	8,70	260	100	0,78	83	129
35,0	1,2	9,80	352	100	0,554	103	158
50,0	1,4	12,00	502	1.000	0,286	120	198
70,0	1,4	14,20	735	1.000	0,272	152	245
95,0	1,6	16,20	940	1.000	0,206	184	292
120,0	1,6	18,30	1,190	1.000	0,161	212	345
150,0	1,8	19,20	1,460	1.000	0,129	-	391
185,0	2,0	21,80	1,780	1.000	0,106	-	448
240,0	2,2	25,90	2,380	1.000	0,0801	-	528

Fire Resistant Cables

Halogen Wiews

H03Z1Z1-F



Code
H03Z1Z1-F

Standards
VDE 025-214E

Technical Data
Max Operating Temperature: 70°C
Short Circuit Temperature: 160°C (max. 5 sec.)
Rated Voltage :300/500 V
Min. Bending Radius: 4 x D
D: Cable Outer Diameter

Application
Used energy network in refineries, mines, hotels, schools, tunnels, high constructions, hospitals, power plants, data processing centers, busines centers where there is a risk of fire.

Construction
1.Flexible Copper Conductor.
2.HFFR Insulation
3.HFFR Outer Sheet

Nomimal cross section	Insulation Thickness	Thickness of Sheath	Overall diameter approx.	Net weight approx.	Standard delivery length	Conductor DC resistance at 20°c max.	Current carrying capacity 30°C
mm²	mm	mm	mm	kg/km	m	Ohm/km	A
2 x 0,50	0,5	0,6	5,0	37	100	39	3
2 x 0,75	0,5	0,6	5,4	54	100	26	6
3 G 0,50	0,5	0,6	5,3	44	100	39	3
3 G 0,75	0,5	0,6	5,7	60	100	26	6
4 G 0,50	0,5	0,6	5,8	54	100	39	3
4 G 0,75	0,5	0,6	6,3	68	100	26	6
5 G 0,50	0,5	0,6	6,3	67	100	39	3
5 G 0,75	0,5	0,6	7,0	75	100	26	6

Fire Resistant Cables

Halogen Wiews

H05Z1Z1-F



Code
H05Z1Z1-F

Standards
VDE 025-214E

Technical Data
Max Operating Temperature: 70°C
Short Circuit Temperature: 160°C (max. 5 sec.)
Rated Voltage :300/500 V
Min. Bending Radius: 4 x D
D: Cable Outer Diameter

Application
Used energy network in refineries, mines, hotels, schools, tunnels, high constructions, hospitals, power plants, data processing center, busines center where there is a risk of fire.

Construction
1.Flexible Copper Conductor.
2.HFFR Insulation
3.HFFR Outer Sheet

Nomimal cross section	Insulation Thickness	Thickness of Sheath	Overall diameter approx.	Net weight approx.	Standard delivery length	Conductor DC resistance at 20°c max.	Current carrying capacity 30°C
mm²	mm	mm	mm	kg/km	m	Ohm/km	A
2x1,50	0,7	0,8	7,40	86	100	13,30	16
2x2,50	0,8	1,0	9,10	132	100	7,98	25
2x4,00	0,8	1,1	10,30	181,6	100	4,95	32
3G1,50	0,7	0,9	8,10	108	100	13,30	16
3G2,50	0,8	1,1	9,90	166	100	7,98	25
3G4,00	0,8	1,2	11,20	230	100	4,95	32
4G1,50	0,7	0,8	9,10	138	100	13,30	16
4G2,50	0,8	1,1	10,80	206	100	7,98	25
4G4,00	0,8	1,2	12,20	286	100	4,95	32
5G1,50	0,7	1,0	10,10	176	100	13,30	16
5G2,50	0,8	1,1	12,00	260	100	7,98	25
5G4,00	0,8	1,3	14,80	375	100	4,95	32

Fire Resistant Cables

Halogen Wiews

NHXMH

Code
NHXMH – O NHXMH-J
O : Without Yellow/Green İnsulation
J : Cores With Yellow/Green İnsulation

Standards
VDE 0250

Technical Data
Max Operating Temperature: 90°C
Short Circuit Temperature: 160°C (max. 5 sec.)
Rated Voltage :300/500 V
Min. Bending Radius: 12 x D
D: Cable Outer Diameter

Application
Used energy network in refineries, mines, hotels, schools, tunnels, high constructions, hospitals, power plants, data processing centers, busines centers where there is a risk of fire.

Construction
1.Solid or Stranded Copper Conductor.
2.XLPE Insulation
3.HFFR Filler
4.HFFR Outer Sheet

Nomimal cross section	Thickness of Insulation	Thickness of Sheath	Overall diameter approx.	Net weight approx.	Standard delivery length	Conductor DC resistance at 20°c max.	Current carrying capacity 30°C
mm²	mm	mm	mm	kg/km	m	Ohm/km	A
2x1,50	0,7	1,2	8,70	115	100	12,10	18
2x2,50	0,8	1,2	9,90	156	100	7,41	26
2x4,00	0,8	1,2	10,80	200	100	4,61	34
2x6,00	0,8	1,2	11,80	256	100	3,08	44
2x10*	1,0	1,4	16,00	450	1.000	1,83	61
3x1,50	0,7	1,2	9,10	130	100	12,10	18
3x2,50	0,8	1,2	10,40	186	100	7,41	26
3x4,00	0,8	1,2	11,40	240	100	4,61	34
3x6,00	0,8	1,2	12,80	239	100	3,08	44
3x10*	1,0	1,4	16,90	563	1.000	1,83	61
4x1,50	0,7	1,2	9,80	161	100	12,10	18
4x2,50	0,8	1,2	11,30	220	100	7,41	26
4x4,00	0,8	1,2	12,70	310	100	4,61	34
4x6,00	0,8	1,2	14,40	420	100	3,08	44
4x10*	1,0	1,4	18,50	700	1.000	1,83	61
4x16*	1,0	1,4	21,20	990	1.000	1,15	82

* Class 2 Copper Conductor

Fire Resistant Cables

Halogen Wiews

N2XH



Code
N2XH

Standards
TS HD 604 S1
TS HD 627 S1
VDE 0276

Technical Data
Max Operating Temperature: 90°C
Short Circuit Temperature: 250°C (max. 5 sec.)
Rated Voltage :0,6/1kV
Min. Bending Radius: 12 x D
D: Cable Outer Diameter

Application
These are cables with low dielectrical losses used in energy networks in refineries, mines, hotels, schools, tunnels, high constructions, hospitals, power plants, data processing centers, busines centers where there is a risk of fire.

Construction
1.Solid or Stranded Copper Conductor.
2.XLPE Insulation
3.HFFR Filler
4.HFFR Outer Sheet

Nomimal cross section	Overall diameter approx.	Net weight approx.	Standard delivery length	Conductor DC resistance at 20°c max.	Current carrying capacity 30 °C			
					ground		Air	
mm²	mm	kg/km	m	Ohm/km	A°°°	A°o°	A°°°	A°o°
1x4	4,50	91	1.000	4,61	-	-	45	37
1x6	5,10	115	1.000	3,08	-	-	57	48
1x10	6,00	160	1.000	1,83	-	-	78	66
1x16	7,00	220	1.000	1,15	127	107	103	89
1x25	8,20	320	1.000	0,727	163	137	137	118
1x35	9,45	420	1.000	0,524	195	165	169	148
1x50	11,05	560	1.000	0,387	230	195	206	176
1x70	12,50	780	1.000	0,268	282	239	261	224
1x95	14,90	1,060	1.000	0,193	336	287	321	271
1x120	16,35	1,310	1.000	0,153	382	326	374	314
1x150	18,20	1,570	1.000	0,124	428	366	482	361
1x185	20,40	1,980	1.000	0,0991	483	414	494	412
1x240	23,20	2,550	1.000	0,0754	561	481	590	484

Fire Resistant Cables

Halogen Wiews

N2XH

Code
N2XH

Standards
TS HD 604 S1
TS HD 627 S1
VDE 0276

Technical Data
Max Operating Temperature: 90°C
Short Circuit Temperature: 250°C (max. 5 sec.)
Rated Voltage :0,6/1kV
Min. Bending Radius: 12 x D
D: Cable Outer Diameter

Application
These are cables with low dielectrical losses used in energy networks in refineries, mines, hotels, schools, tunnels, high constructions, hospitals, power plants, data processing centers, busines centers where there is a risk of fire.

Construction
1. Solid or Stranded Copper Conductor.
2. XLPE Insulation
3. HFFR Filler
4. HFFR Outer Sheet

Nomimal cross section	Overall diameter approx.	Net weight approx.	Standard delivery length	Conductor DC resistance at 20°c max.	Current carrying capacity 30 °C	
					ground	Air
mm²	mm	kg/km	m	Ohm/km		
2x1,5	11,60	186	1.000	12,1	32	20
2x2,5	12,40	223	1.000	7,41	42	27
2x4,0	14,20	300	1.000	4,61	54	37
2x6,0	15,40	370	1.000	3,08	68	48
2x10	17,20	490	1.000	1,83	90	66
2x16	19,10	660	1.000	1,15	116	89
2x25	22,00	950	1.000	0,727	150	118
2x35	24,50	1,220	1.000	0,524	181	145
2x50	27,80	1,610	1.000	0,387	215	176

Nomimal cross section	Overall diameter approx.	Net weight approx.	Standard delivery length	Conductor DC resistance at 20°c max.	Current carrying capacity 30 °C	
					ground	Air
mm²	mm	kg/km	m	Ohm/km		
3x1,5	12,10	210	1.000	12,1	26	18
3x2,5	13,00	250	1.000	7,41	34	25
3x4,0	15,00	350	1.000	4,61	44	34
3x6,0	16,20	440	1.000	3,08	56	43
3x10	18,10	600	1.000	1,83	75	60
3x16	20,60	840	1.000	1,15	98	80
3x16+10	21,90	960	1.000	1,15 / 1,83	98	80
3x25+16	24,70	1,370	1.000	0,727 / 1,15	128	106
3x35+16	27,00	1,710	1.000	0,524 / 1,15	157	131
3x50+25	31,40	2,360	500	0,387 / 0,727	185	159
3x70+35	35,00	3,190	500	0,268 / 0,524	228	202
3x95+50	40,70	4,320	500	0,193 / 0,387	274	244
3x120+70	44,80	5,440	500	0,153 / 0,268	313	282
3x150+70	48,60	6,370	500	0,124 / 0,268	353	324
3x185+95	54,80	8,150	500	0,0991 / 0,193	399	371
3x240+120	61,20	10,390	500	0,0754 / 0,153	464	436
4x1,5	12,94	240	1.000	12,1	26	18
4x2,5	13,91	300	1.000	7,41	34	25
4x4,0	16,09	420	1.000	4,61	44	34
4x6,0	17,54	530	1.000	3,08	56	43
4x10	19,72	740	1.000	1,83	75	60
4x16	22,42	1.040	1.000	1,15	98	80
4x2,5	25,44	1,490	1.000	0,727	128	106
4x35	28,23	1,960	1.000	0,524	157	131
4x50	33,14	2,660	500	0,387	185	159

KAPTAN KABLO

RoHS CE ISO 9001

Tehsisat Kabloları / Building Wires

NVV(NYM) HO3VV-F HO5VV-F NHXMH NHMH HO5Z1Z1-F	2	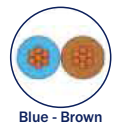 Blue - Brown	
	3	 Brown - Yellow - Grey	 Blue - Brown - Yellow/Green
	4	 Blue - Brown - Black - Grey	 Brown - Blue - Black - Yellow/Green
	5	 Blue - Brown - Black - Grey / Black	 Blue - Brown - Black - Grey - Yellow/Green
	>5	 Black Color Number of Printing	 Yellow/Green - Black Color Number of Printing

0,6/1 kV Alçak Gerilim Kabloları / Low Voltage Cables

YVV (NYY) YVC7V (NYCY) YVZ2V (NYRY) YVZ3V (NYFGBY) YVZ4V (NYBY) YXV (2XY) N2XH N2XH FE 180	2	 Blue - Brown	
	3	 Brown - Black - Grey	 Blue - Brown - Yellow/Green
	4	 Blue - Brown - Black - Grey	 Brown - Blue - Black - Yellow/Green
	5	 Blue - Brown - Black - Grey - Black	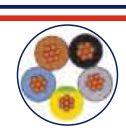 Blue - Brown - Black - Grey - Yellow/Green
	>5	 Black Color Number of Printing	 Yellow/Green - Black Color Number of Printing

İletken Ölçüleri Conductor Dimension	Güç kabloları ve telleri / Power cables and wires						Kaynak Kablosu Welding Cables	
	Bakır İletkenler / Copper conductors				Alüminyum İletkenler Alumınıum Conductors		Bakır İletkenler Copper Conductors	
Normal Kesit Nominal cross section mm²	Kalaylı İletkenler Tinned wires		Çıplak İletkenler Plain wires		Çıplak İletkenler Plain wires		Çıplak İletkenler Plain wires	Kalaylı İletkenler Tinned wires
	Sınıf /Class 1 Sınıf /Class 2 Ω/km	Sınıf/ Class 5 Sınıf/ Class 6 Ω/km	Sınıf /Class 1 Sınıf /Class 2 Ω/km	Sınıf/ Class 5 Sınıf/ Class 6 Ω/km	Sınıf /Class 1 Ω/km	Sınıf/ Class 5 Ω/km	Ω/km	Ω/km
0,5	36,70	40,10	36,0	39,0	-	-	-	-
0,75	24,80	26,70	24,5	26,0	-	-	-	-
1	18,20	20,00	18,1	19,5	-	-	-	-
1,5	12,20	13,70	12,1	13,3	-	-	-	-
2,5	7,56	8,21	7,41	7,98	-	-	-	-
4	4,70	5,09	4,61	4,95	-	-	-	-
6	3,11	3,39	3,08	3,30	-	-	-	-
10	1,840	1,50	1,83	1,91	-	-	-	-
16	1,160	1,24	1,15	1,21	-	1,910	1,160	1,190
25	0,734	0,795	0,727	0,78	1,20	1,200	0,758	0,780
35	0,529	0,565	0,524	0,554	0,868	0,868	0,536	0,552
50	0,391	0,393	0,387	0,386	0,641	0,641	0,379	0,391
70	0,270	0,277	0,268	0,272	0,443	0,443	0,268	0,276
95	0,195	0,210	0,193	0,206	0,320	0,320	0,198	0,204
120	0,154	0,164	0,153	0,161	0,253	0,253	0,155	0,159
150	0,126	0,132	0,124	0,129	0,206	0,206	0,125	0,129
185	0,100	0,108	0,0991	0,106	0,164	0,164	0,102	0,105
240	0,0762	0,0817	0,0754	0,0801	0,125	0,125	-	-
300	0,0607	0,0654	0,0601	0,0641	0,100	0,100	-	-
400	0,0475	0,0495	0,0470	0,0486	-	0,0778	-	-
500	0,0369	0,0391	0,0366	0,0384	-	0,0605	-	-
630	0,0286	0,0292	0,0283	0,2870	-	0,0469	-	-

KAPTAN KABLO

RoHS CE ISO 9001

0.6/1 kV izoleli , PVC dış kılıflı kabloların muhtelif güçleri belirli gerilim düşümünde taşıyabileceği en uzun mesafeler.
The maximum distance of 0.6/1 kV PVC insuled cables strengths at specific voltage drops

Cos ø = 0,9		Kesit (mm²) Cross-section (mm²)															
Güç Power kW	Yük Akımı Current load A	1,5	2,5	4	6	10	16	25	35	50	70	95	120	15	185	240	300
2,5	4,2	178	291	466	695	1162											
		103	169	271	404	675	1063										
3	5	150	244	391	584	976	1536										
		87	142	227	339	567	892	1391									
3,5	5,9	127	207	331	495	827	1302										
		73	120	192	287	480	756	1180									
4	6,7	111	182	292	435	728	1146										
		65	106	169	253	423	666	1038									
4,5	7,5	100	163	261	389	650	1024										
		58	94	151	226	378	595	927	1266								
5	8,4	89	145	233	347	581	914	1425									
		51	84	135	202	337	531	825	1130								
6	10,1	74	121	193	289	483	760	1185									
		43	70	112	168	280	442	689	940	1247							
7	11,8	63	103	165	247	413	651	1015									
		36	60	96	143	240	378	590	805	1067							
8	13,5	55	90	145	216	361	569	887	1210								
		32	52	84	125	210	330	515	703	932	1301						
9	15,2	49	80	128	192	321	505	787	1075								
		28	46	74	111	186	293	457	625	828	1155						
10	16,8	44	72	116	173	290	457	712	972	1290							
		25	42	67	101	168	265	414	565	750	1045						
12	20	37	61	97	146	244	384	598	817	1083							
		21	35	56	84	141	223	347	474	630	878	1166					
14	23	32	53	85	127	212	334	520	710	942	1315						
		18	30	49	73	123	194	302	413	547	765	1014					
16	27		45	72	108	180	284	443	605	802	1120						
			26	42	62	105	165	257	351	466	650	863	1053				
18	30		40	65	97	162	256	399	544	722	1007						
			23	37	56	94	148	231	316	420	585	777	948	1119			
20	33		37	59	88	147	232	362	495	656	916	1216					
			21	34	51	85	135	210	287	381	532	706	862	1017			
22	37			52	78	131	207	323	441	585	817	1085					
				30	45	76	120	188	256	340	475	630	769	907	1072		
25	42			46	69	116	182	285	389	515	720	955	1165				
				27	40	67	106	165	226	300	418	555	677	800	944	1156	
30	50				58	97	153	239	326	432	605	802	979	1155			
					33	56	89	139	189	250	351	466	569	671	793	971	1124
35	59					82	130	202	277	367	512	680	830	980	1157		
						48	75	117	161	213	297	395	482	570	672	823	952
40	67					72	114	178	243	323	450	600	730	862	1018		
						42	66	103	141	187	262	348	425	500	592	725	838
45	76						101	157	215	285	398	528	677	760	898	1100	
							58	91	124	165	230	306	374	442	522	639	740
50	84						91	142	194	258	360	477	582	688	812	995	1150
							53	82	113	150	210	277	338	400	472	578	670
55	93						82	128	175	232	325	431	526	621	734	898	1040
							48	74	102	135	188	250	305	360	426	522	604
60	101							118	161	215	300	397	484	572	675	827	956
								68	94	125	173	230	281	332	392	480	556
70	118							101	130	183	256	340	414	487	578	708	820
								58	80	105	148	197	241	284	336	411	475
75	126							95	129	172	240	318	388	458	541	663	767
								55	75	100	140	185	225	266	314	385	446
80	135								121	160	223	297	362	427	505	620	716
									70	93	130	172	210	248	293	360	416
90	152								107	142	198	264	322	380	450	550	636
									62	82	115	153	187	220	260	319	370
100	169									128	178	237	289	341	403	495	572
										75	102	138	168	198	234	287	332
110	185									118	163	216	264	312	370	450	522
										68	94	126	153	181	214	262	303
130	219										138	183	223	263	311	380	441
											80	106	129	153	181	221	256
133	224										134	179	218	257	304	373	431
											78	104	127	149	177	216	250
150	253											158	193	228	269	330	382
												92	112	132	159	192	222
160	270											148	181	213	252	309	358
												86	106	124	146	180	208
180	303												161	190	225	275	320
													93	110	130	160	185
200	337													170	202	248	286
														100	117	144	166
205	346													166	197	240	280
														97	114	140	162
230	388														175	215	250
															102	125	145
270	456															183	212
																106	123
280	472																205
																	119
290	490																197
																	114
300	506																191
																	111

3 ~ 380 V
Gerilim Düşümü < %5
Gerilim Düşümü < %3
Voltage Drop

Teknik Bilgiler / Technical Data

Sevk Makaralari Sarma Kapasitesi - Capacity of Cable Drums

Sevk Makaraları Sarma Kapasitesi - Çizelge / Capacity of Cable Drums - Table 1

Kablo / Cable Ø mm	SM 4	SM 5	SM 6	SM 7	SM 8	SM 9	SM 10	SM 12	SM 14	SM 16	SM 18	SM 20	SM 22	SM 24	SM 26	SM 28	SM 30	SM 32
	Maksimum Kablo Uzunlukları (m) / Maximum length of cables (m)																	
6	390	710	1050															
7	280	520	760	1500														
8	215	400	580	1130														
9	170	315	450	900	1225													
10	135	255	370	720	1000	1800												
11	115	210	310	600	820	1500												
12	80	180	260	500	700	1250												
13		150	220	430	590	1050												
14		125	190	370	500	920	1150											
15		110	165	320	440	800	1025											
16		100	145	280	395	710	900	1650										
17			130	250	345	640	800	1500										
18			115	220	310	560	710	1300										
19			100	200	270	500	640	1175										
20				175	250	450	580	1050										
21				165	225	410	530	960	1350									
22				145	200	375	480	870	1250									
23				130	185	340	435	790	1125									
24				125	170	315	405	730	1040	1700								
25				105	155	290	375	680	950	1650								
26					145	265	340	615	870	1520								
27					130	250	320	530	800	1400								
28					120	230	300	520	725	1300								
29					115	215	280	500	700	1225								
30						200	260	460	625	1100								
31						180	240	440	600	1050								
32						170	225	405	570	980	1150							
33						160	215	380	515	925	1075	1125						
34						150	200	360	500	880	1020	1110						
35						140	185	340	470	810	960	1100	1500					
36						130	175	320	450	780	900	1050	1450					
37						120	170	300	425	725	830	990	1420					
38							155	280	400	700	810	925	1350					
39							145	270	385	670	780	880	1270	1600				
40							135	260	360	640	720	820	1200	1500				
41								250	340	600	700	800	1150	1450				
42								230	320	570	660	750	1100	1370				
43								215	310	550	640	730	1050	1325				
44								205	300	510	610	700	1000	1260				
45								190	280	480	570	660	940	1200				
46									270	470	550	640	900	1130				
47									250	450	535	610	860	1100	1350			
48									240	430	510	580	820	1050	1250			
49									220	410	490	560	790	1000	1220			
50									210	400	470	540	760	970	1170			
51									200	380	450	510	730	930	1125			
52									190	360	430	490	700	900	1075			
53										350	410	470	680	860	1025			
54										340	400	455	650	840	1000	1350		
55											380	440	625	800	960	1300		
56											370	425	600	780	930	1250		
57											350	410	580	760	900	1200		
58											340	390	560	725	860	1150		
59											330	380	540	700	830	1120		
60											315	360	525	670	800	1075	1200	
61											300	350	500	650	770	1020	1180	
62											290	340	480	625	750	1000	1140	
63											280	325	470	610	720	960	1100	
64											270	315	455	580	700	940	1060	
65											260	305	440	560	680	900	1020	
66											250	290	420	540	660	870	990	
67											240	280	410	520	630	840	960	
68											230	270	400	510	610	800	930	
69											220	260	390	490	580	780	900	1200
70											210	250	375	475	560	750	880	1180
71											200	240	360	460	545	730	850	1150
72												230	350	445	525	705	830	1120
73												220	340	430	510	680	800	1090
74												220	330	420	500	670	780	1060
75												210	320	400	480	640	760	1030
76												205	310	390	465	625	740	1000
77												195	300	370	450	600	720	970
78												190	290	360	440	585	700	950
79												185	270	350	420	560	680	920
80												175	270	340	410	550	660	900
81													240	300	370	520	650	880
82													230	290	360	500	630	860
83													220	280	350	500	620	840
84													210	280	340	480	600	810
85													210	270	330	470	590	780
86													200	260	330	460	570	780
87													200	260	320	450	560	760
88														250	310	440	540	740
89														240	300	430	530	720
90														240	300	420	520	710
91														230	290	410	510	690
92														230	280	400	500	670
93														220	280	390	490	660
94															270	380	470	650
95															260	370	460	630
96															260	370	450	620
97															250	360	440	600
98															250	350	430	590
99															240	340	420	580
100															240	340	420	570
101																330	410	550
102																320	400	540
103																320	390	530
104																310	380	520
105																300	380	510
106																300	370	500
107																290	360	490
108																290	350	480
109																280	350	470
110																270	340	460

d_1 mm	d_2 mm	l_1 mm	50 m kangal (Coil) Ø den Ø e kadar from	50 m kangal (Coil) Ø den Ø e kadar to	100 m kangal (Coil) Ø den Ø e kadar from	100 m kangal (Coil) Ø den Ø e kadar to
125	280	60	-	-	-	5
200	400	100	-	11	5	9
315	560	125	11	22	9	15
400	710	140	22	25	15	18
500	850	140	25	30	-	-

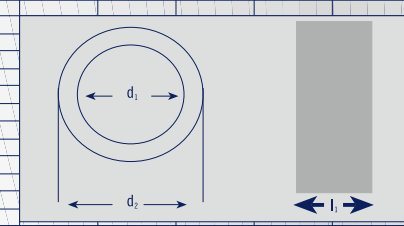

Teknik Bilgiler / Technical Data

Sevk Makaralari / Cable Drums

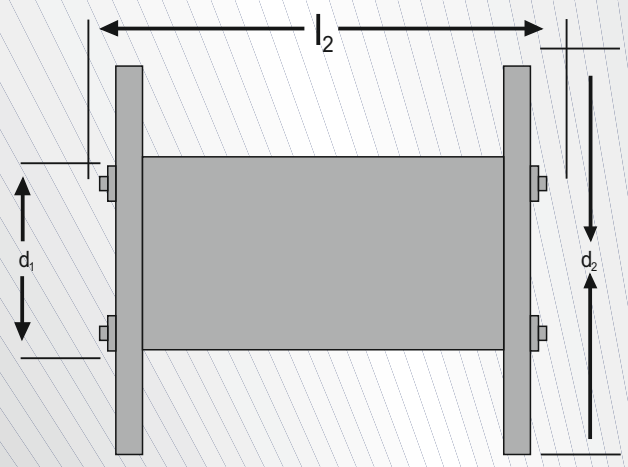

Taşıma Kapasiteleri, Ölçüleri, Ağırlıkları, Hacimleri / Carrying Capacity, Size, Weight, Volume

Tip Type SM	Taş. Kap. Carrying Capacity kg	Ölçüleri Dimensions			Ağırlık / Weight (kg)					Hacim Volume m³
		d_2 mm	d_1 mm	l_2 mm	Boş Empty (a)	%50 Kapalı %50 Closes (b)	Toplam Total (a+b)	%100 Kapalı %100 Closes (b)	Toplam Total (a+b)	
4	150	450	200	310	9	3	12	6	15	0,043
5	200	520	260	400	12	4	16	8	20	0,093
6	250	600	300	400	15	5	20	10	25	0,133
7	400	700	350	490	25	6	31	12	37	0,230
8	600	800	400	510	36	7	43	14	50	0,301
9	700	900	450	665	43	9	52	20	63	0,527
10	850	1000	500	685	50	10	60	24	74	0,650
12	1250	1200	600	860	90	19	109	38	128	1,190
14	1600	1400	700	860	145	22	167	44	189	1,607
16	2600	1600	800	1120	255	25	280	50	305	2,770
18	3400	1800	1000	1130	330	46	376	80	410	3,500
20	3800	2000	1200	1130	445	51	496	88	533	4,320
22	4500	2200	1400	1370	495	53	548	105	600	6,380
24	6400	2400	1500	1385	650	72	722	122	770	7,600
26	6900	2600	1600	1385	760	77	837	130	890	8,923
28	9000	2800	1800	1700	1100	95	1105	135	1235	13,600
30	12000	3000	1800	1700	1400	135	1535	230	1630	15,600
32	13000	3200	1800	1800	1650	170	1820	280	1930	17,800

Taşıma Kapasiteleri, Ölçüleri, Ağırlıkları, Hacimleri / Carrying Capacity, Size, Weight, Volume

Tip Type SM	Taş. Kap. Carrying Capacity kg	Ölçüleri Dimensions			Ağırlık / Weight (kg)					Hacim Volume m³
		d_2 mm	d_1 mm	l_2 mm	Boş Empty (a)	%50 Kapalı %50 Closes (b)	Toplam Total (a+b)	%100 Kapalı %100 Closes (b)	Toplam Total (a+b)	
14	1600	1400	700	860	138	22	160	44	182	1,607
16	2600	1600	800	1120	245	25	270	50	295	2,770
18	3400	1800	1000	1130	315	46	361	80	395	3,500
20	3800	2000	1200	1130	426	51	477	88	514	4,320
22	4500	2200	1400	1370	473	53	526	105	578	6,380
24	6400	2400	1500	1385	625	72	697	122	747	7,600

KBM

KALİTE BELGELENDİRME MERKEZİ
CERTIFICATE OF REGISTRATION

Sertifika

Bu Sertifika,

KAPTAN KABLO SAN. VE TİC. LTD. ŞTİ.

ALİPAŞA MH. BOZTEPE SK. NO:5 SİLİVRİ / İSTANBUL

kuruluşunun

ALÇAK GERİLİM VE ÖZEL KABLOLARIN İMALATI İLE SATIŞI

kapsamında

ISO 14001:2004

Çevre Yönetim Sistemi Standardının şartlarına uyan bir yönetim sistemi kurduğunu ve uyguladığını onaylamak üzere verilmiştir.

EA	: 19
Sertifika No	: Ç0301
Tescil Tarihi	: 02/12/2013
Yeniden Basım Tarihi:	27/01/2014
Bitiş Tarihi	: 01/12/2014
Geçerlilik Periyodu	: 3 yıl

KBM OFFICIAL SEAL www.kbm.com.tr

İmza:

TÜRKAK Çevre Yönetim Sistemi TS EN ISO/IEC 17021 AB-0072-YS

Kalite Belgelendirme Merkezi Teknik Kontrol ve Eğitim Hizmetleri Ltd. Şti.
Güzelyurt Mah. 7. Cad. Delta Plaza B2 Blok Kat:3 D:7 (Bauhaus Yanı) Esenyurt-İstanbul / TÜRKİYE
Bu sertifika KBM sözleşme şartlarına uyulduğu sürece sertifika numarası ile güncelliği web adresinden takip edilebilir.
Tel. +90 212 853 83 43 (Pbx) Faks. +90 212 853 65 38 info@kbm.com.tr - www.kbm.com.tr
Beylikdüzü V.D.: 492 024 2079 T.Sicil No: 582417
FR.090 Rev: 02 01.06.2012

KBM

KALİTE BELGELENDİRME MERKEZİ
CERTIFICATE OF REGISTRATION

Sertifika

Bu Sertifika,

KAPTAN KABLO SAN. VE TİC. LTD. ŞTİ.

ALİPAŞA MH. BOZTEPE SK. NO:5 SİLİVRİ / İSTANBUL

kuruluşunun

ALÇAK GERİLİM VE ÖZEL KABLOLARIN İMALATI İLE SATIŞI

kapsamında

ISO 9001:2008

Kalite Yönetim Sistemi Standardının şartlarına uyan bir yönetim sistemi kurduğunu ve uyguladığını onaylamak üzere verilmiştir.

EA	: 19
Sertifika No	: K0301
Tescil Tarihi	: 02/12/2013
Yeniden Basım Tarihi:	27/01/2014
Bitiş Tarihi	: 01/12/2014
Geçerlilik Periyodu	: 3 yıl

KBM OFFICIAL SEAL www.kbm.com.tr

İmza:

TÜRKAK Kalite Yönetim Sistemi TS EN ISO/IEC 17021 AB-0072-YS

Kalite Belgelendirme Merkezi Teknik Kontrol ve Eğitim Hizmetleri Ltd. Şti.
Güzelyurt Mah. 7. Cad. Delta Plaza B2 Blok Kat:3 D:7 (Bauhaus Yanı) Esenyurt-İstanbul / TÜRKİYE
Bu sertifika KBM sözleşme şartlarına uyulduğu sürece sertifika numarası ile güncelliği web adresinden takip edilebilir.
Tel. +90 212 853 83 43 (Pbx) Faks. +90 212 853 65 38 info@kbm.com.tr - www.kbm.com.tr
Beylikdüzü V.D.: 492 024 2079 T.Sicil No: 582417
FR.090 Rev: 02 01.06.2012

T.C.
BİLİM, SANAYİ VE TEKNOLOJİ BAKANLIĞI
Sanayi Genel Müdürlüğü

SANAYİ SİCİL BELGESİ

Belge Tarihi 11/02/2014	Belge No 616267	Veriliş Sebebi İlk Kayıt	Vergi No: 4990419912

İşyeri İşletme Ünvanı	KAPTAN KABLO SANAYİ VE TİCARET LİMİTED ŞİRKETİ		
İşyeri Adresi	ALİPAŞA MAH. BOZTEPE SK. NO:5 SİLİVRİ / İSTANBUL		
Kayıtlı Bulunduğu Meslek Odası	İSTANBUL SANAYİ ODASI	Kuruluş Tarihi ve Ticaret Sicil No	15/03/2013 859592
Kapasite Raporu Birlik Onay Tarih ve No	24/01/2014 1925	Ticaret Sicil Gazetesi Tarih ve Sayısı	21/03/2013 8283
Üretim Konusu	ENERJİ VE TESİSAT KABLOSU		Onay ve İmza:

..... YILI VİZESİ	..... YILI VİZESİ	..... YILI VİZESİ	..... YILI VİZESİ	..... YILI VİZESİ

Yukarıda hüviyeti yazılı işletme 24.04.1957 tarih ve 6948 Sayılı Kanunun İkinci Maddesi gereğince tescil edilmiştir.
Bu belge düzenleniş tarihi itibariyle iki yılda bir vize ettirilmek zorundadır.

KAPTAN®
KABLO

KAPTAN KABLO SANAYİ ve TİCARET LTD. ŞTİ.
Alipaşa Mah. Boztepe Sok. No:5 Silivri / İSTANBUL
Tel : 0212 716 52 66 Fax : 0212 716 52 77 E-mail: info@kaptankablo.com.tr